

TIMELINE

The application checklist

Spare yourself the stress of last-minute rushing—just follow our multi-year, step-by-step plan

WHAT TO DO WHEN YOU'RE IN GRADES 9 & 10

- Consider what you might be interested in studying: many colleges and universities offer advice on what courses to take at the start of high school to ensure you meet admission requirements later on
- Get involved in extracurricular activities: not only do they help land scholarships, they're useful for finding passions and potential careers



WHAT TO DO WHEN YOU'RE IN GRADES 11 & 12

- Discuss affordability of post-secondary education with your parents; find a part-time job if you are expected to contribute to the cost of an education

September

- Visit your school counsellor and talk to your teachers about picking a major; review what courses you've taken and what prerequisites you need for college or university
- Continue extracurricular activities


December

- If you haven't applied, use the Christmas break to apply to school: the first wave of deadlines is in January, and it comes quicker than you'd expect



November

- Deadlines for some scholarship applications; be aware of specific dates
- Give your references plenty of time to write letters of recommendation



October


- Though dates vary widely by program, it's now possible to apply to Canadian schools
- Many provinces have a central service (OUAC, ApplyBC, ApplyAlberta) to apply to multiple schools simultaneously; know their deadlines and be sure to print out your confirmation

March

- Depending on when you applied, letters of admission start to arrive
- Know how and when to register for classes; details will be provided in your offer-of-admission letter; read through all the material included in the package
- Let your school know your housing preference; some residence applications are first come, first served, so make sure

you know the deadlines; if you'd like to live off-campus, visit your school's student housing service website to find listings and potential roommates

- Bursary deadlines tend to happen a month or so after early admissions; if you think you qualify, take the time to apply



April

- Look for work or volunteer experience

May

- Different provinces begin accepting loan applications at different times; you can usually still apply up to a certain period after classes have started, but that won't help you pay your first tuition bill
- Attend your school's transition programs (such as academic advising and school tours)



Ⓛ
Work hard: strong Grade 11 marks could help you obtain an early offer of admission

October

- If interested in U.S. schools, register for the SAT, offered four or five times a year; dates are posted at CollegeBoard.org



January

- Update your counsellor about your grades, extracurriculars and future aspirations
- Look for money: explore opportunities for scholarships from local organizations, business groups and even your part-time employer

February

- Do some deep research into individual programs: find out about a program's prerequisites and early admission dates, as well as scholarship opportunities
- Pick your Grade 12 courses: know prerequisites for your post-secondary programs of choice
- Quebec students: apply to CEGEP; some have two or three admissions deadlines per year

WHAT TO DO WHEN YOU'RE IN GRADE 11

September

- Narrow your choice of programs to a handful; know these programs' application and scholarship deadlines; cut-off dates can vary significantly depending on where you're applying
- Visit the schools you want to attend, either at an open house or a pre-booked tour
- Attend individual university information sessions and university fairs
- Continue applying for scholarships

May

- Prepare your scholarship applications (personal statements, essays, resumé, references); it's a time-consuming process, so block off time and have someone proofread your work

March

- Use the March break to tour the campuses of your prospective schools
- Attend career and education fairs to explore options; be on the lookout for programs you haven't heard of

August

- Update your portfolio with Grade 11 marks, plus any work and extracurricular experience

April

- Look for a summer job or volunteer opportunity; these will help your resumé and allow you to explore possible career options


June

- Check your institution's website for deposit and fee deadlines

August

- Make a checklist of everything you need for your dorm or off-campus housing
- Contact future roommate(s); coordinate who is to bring what for your shared accommodation
- Do back-to-school shopping
- Start packing

- Look at the course calendar and choose your courses as soon as possible—getting into the classes you want, in the time slot you want, may require preparation



RESOURCES

APPLICATION/ GENERAL INFO

- ElectronicInfo.ca
- Ouac.on.ca
- OntarioColleges.ca
- ApplyAlberta.ca
- EducationPlanner.bc.ca
- Bccat.bc.ca
- Sram.qc.ca
- CareerCruising.com

SCHOLARSHIPS/ FINANCIAL AID

- ScholarshipsCanada.com
- Yconic.com
- Macleans.ca/education
- Osap.ca
- StudentAidBC.ca